



United States
Environmental Protection
Agency

May 2002

RCRA Hazardous Waste Part A Permit Application

Instructions and Forms

**EPA Form 8700-23
(Revised 5/2002)**

**Office of Solid Waste
(5301)
Washington, DC 20460**

RCRA Hazardous Waste Part A Permit Application Instructions and Forms

Estimated Burden: Public reporting burden for new Part A Permit Applications is estimated to be 27 hours. Public reporting burden for revised Part A Permit Applications is expected to be 14 hours. This reporting burden includes time for reviewing instructions, searching existing data sources, gathering and maintaining the data needed, and completing and reviewing the collection of information. Send comments regarding the burden estimate or any other aspect of this collection of information, including suggestions for reducing this burden, to Director, Collection Strategies Division (2822T), U.S. Environmental Protection Agency, 1200 Pennsylvania Ave., NW, Washington, D.C. 20460; and to the Office of Information and Regulatory Affairs, Office of Management and Budget, Washington, D.C. 20503, marked "Attention Desk Officer for EPA."

RCRA Hazardous Waste Part A Permit Application Instructions and Forms

The *Resource Conservation and Recovery Act* (RCRA) requires anyone who owns or operates a facility where hazardous waste is treated, stored, or disposed to have a RCRA hazardous waste permit issued by the U.S. Environmental Protection Agency (EPA). This booklet is designed to help you determine if you are subject to RCRA hazardous waste permitting requirements. The instructions contained in this booklet will assist you in starting the permitting process by completing and submitting a RCRA Hazardous Waste Part A Permit Application [EPA Form 8700-23](Part A Permit Application) or in modifying your hazardous waste permit by submitting a revised application.

There are two parts to a RCRA hazardous waste permit application -- Part A and Part B. Part A of the RCRA hazardous waste permit application consists of EPA Form 8700-23 (includes both the RCRA Subtitle C Site Identification Form and the Hazardous Waste Permit Information Form), along with maps, drawings, and photographs, as required by 40 CFR 270.13. Part B of the RCRA hazardous waste permit application contains detailed, site-specific information. There is no form for the Part B Permit Application; rather, the Part B Permit Application must be submitted in narrative form and contain the information described in applicable sections of 40 CFR 270.14 through 270.27.

Note: *Although this booklet contains information and instructions for completing a RCRA Hazardous Waste Part A Permit Application, it should not be considered a substitute for the regulations in Title 40 of the Code of Federal Regulations (40 CFR). Rather, this booklet serves as a supplement to the regulations and provides additional information not contained in 40 CFR. As an owner or operator of a hazardous waste treatment, storage, or disposal facility, you are responsible for learning and complying with all the requirements that apply to you and the operations at your facility.*

In addition, remember that this booklet and the regulations in 40 CFR address only the Federal hazardous waste program. Many States may have hazardous waste permitting requirements that differ from the Federal requirements; those States may use EPA Form 8700-23 for the RCRA Part A submission or they may use a similar State form that requires information not requested in the EPA form. Again, it is your responsibility to make sure that you have completed and submitted all forms required under the Federal or your State program.

RCRA Hazardous Waste Part A Permit Application

We know that the regulations are complex. Therefore, Table 1 in Section 3 of these instructions lists the addresses and phone numbers of the contacts in each State who can answer your questions and help you understand the Federal and State requirements that apply to you. In addition, Table 2 in Section 3 contains the addresses and phone numbers of contacts in each of the EPA Regional offices.

In addition to those contacts, there are several other sources available to help with your questions and provide information on EPA regulations:

- **EPA RCRA, Superfund & EPCRA Call Center.** The Call Center provides up-to-date information on several EPA programs and, also, responds to requests for relevant publications and information resources. Please note that the Call Center cannot provide regulatory interpretations.

To speak with Information Specialists about regulatory questions or to order publications, call:

(800) 424-9346

or in Washington, DC Area - Local (703) 412-9810

TDD (800) 553-7672

or TDD Washington, DC Area - Local (703) 412-3323

The web site for the Call Center is at: <http://www.epa.gov/epaoswer/hotline>

- **EPA web site for RCRA regulations** is at:
<http://www.epa.gov/docs/epacfr40/chapt-I.info/subch-I.htm>
- **Compliance Assistance Centers.** The Environmental Protection Agency (EPA) has sponsored partnerships with industry, academic institutions, environmental groups, and other agencies to launch sector-specific Compliance Assistance Centers (Centers). Each Center addresses real world issues in understandable language for you to understand Federal environmental requirements and how to save money through pollution prevention techniques. Visit the Compliance Assistance Centers at: <http://www.assistancecenters.net>
- **EPA National Compliance Assistance Clearinghouse.** The Clearinghouse is a comprehensive source of compliance assistance information and resources. Use web links to Federal, State, local, and other compliance assistance providers to find the tools you need. Visit the Clearinghouse at: <http://www.epa.gov/clearinghouse>
- **EPA Small Business Ombudsman Office** -- 1-800-368-5888
- **Your Trade Association**

RCRA Hazardous Waste Part A Permit Application

Existing Facilities

Existing hazardous waste management facilities are those hazardous waste treatment, storage, or disposal facilities which were in operation or for which construction had commenced on or before November 19, 1980 or which were in existence on the effective date of the statutory or regulatory amendments that render the facility subject to the requirement to obtain a RCRA permit. RCRA establishes a procedure for obtaining interim status that allows these existing facilities to continue operating until a final hazardous waste permit is issued. In order to obtain interim status, existing facilities must complete a two-step process.

First, you must submit a Notification of Regulated Waste Activity using EPA Form 8700-12. You will need to submit this form in order to obtain an EPA Identification Number. If you have not notified EPA of your regulated waste activity or you need EPA Form 8700-12, please contact the appropriate State agency (see Table 1) or the EPA Regional Office which serves your area (see Table 2).

Second, you must submit a RCRA Hazardous Waste Part A Permit Application using the forms included in this booklet [EPA Form 8700-23]. If you do not file a Notification of Regulated Waste Activity and complete the Part A Permit Application by the deadlines specified in Section 3.D of these instructions, you will be required by law to halt your operations until a RCRA hazardous waste permit is issued.

Facility owners or operators with interim status are treated as having been issued a permit until EPA reviews the RCRA Part B Permit Application and issues a RCRA hazardous waste permit. You may submit your Part B Permit Application voluntarily; however, you are not required to submit it until it is requested by EPA. You will then have up to six months to submit the Part B Permit Application.

New Facilities

New hazardous waste management facilities are those hazardous waste treatment, storage, or disposal facilities which were not in operation or for which construction had not commenced on or before November 19, 1980. Owners or operators of new hazardous waste management facilities must submit both Parts A and B of the RCRA hazardous waste permit application at least 180 days before physical construction of the facility is expected to commence. In addition, these owners or operators are not allowed to begin physical construction of the new facility or to treat, store or dispose of hazardous wastes until receiving a RCRA hazardous waste permit. As such, new facilities do not receive interim status. In addition, new facilities are those facilities that are newly subject to the requirement to obtain a RCRA hazardous waste permit (e.g., through EPA's promulgation of a new hazardous waste listing). An application for a permit may be submitted any time after promulgation of those standards in 40 CFR subjecting the facility to hazardous waste permitting requirements.

RCRA Hazardous Waste Part A Permit Application

State governments may be authorized by EPA to administer hazardous waste management programs in lieu of the Federal RCRA program. You should contact your State hazardous waste management agency to determine whether your State is authorized (see Table 1). If so, you will need to comply with the specific permit application requirements of that State.

The following instructions provide specific information for completing and submitting a RCRA Hazardous Waste Part A Permit Application using the forms included in this booklet [EPA Form 8700-23]. The instructions also provide general information for completing a RCRA Part B Permit Application. If, after reading the instructions, you have any questions regarding the RCRA hazardous waste permit application process, please contact the EPA Regional Office in your area for assistance (see Table 2).

First Part A Submission

Both new and existing facilities that treat, store, or dispose of regulated hazardous waste are required to submit a RCRA Hazardous Waste Part A Permit Application in accordance with the deadlines set forth in Section 3.D of these instructions. Owners or operators of facilities that have not previously submitted a Part A Permit Application will need to submit a permit application for the first time. Examples of facilities making their first Part A submission are new facilities or existing facilities that become newly subject to the requirement to have a RCRA hazardous waste permit. You should mark the box in Item 1 of the RCRA Subtitle C Site Identification Form (Site ID Form) to indicate a first submission. Sections 3 and 4 of this booklet contain information and item-by-item instructions for completing both the Site ID Form and the Hazardous Waste Permit Information Form.

Revised Part A Submission

There are several conditions under which a facility that has previously submitted a RCRA Hazardous Waste Part A Permit Application must revise that first submission to reflect changes that have occurred at the facility. Both facilities operating under interim status and facilities operating under a RCRA hazardous waste permit may find it necessary to revise their Part A Permit Application. You should mark the box in Item 1 of the RCRA Subtitle C Site Identification Form (Site ID Form) to indicate a revised submission.

If the owner or operator of this facility has changed since the facility last submitted the Part A Permit Application, be sure to submit a Revised Part A Application.

The conditions requiring submission of a Revised Part A Permit Application are summarized in Sections 3 and 4 of this booklet. These sections also contain information and item-by-item instructions for completing both the Site ID Form and the Hazardous Waste Permit Information Form.

Contents of This Booklet

Following is a list of the sections contained in this booklet and the information covered in those sections.

Section 1. Who Must File a RCRA Hazardous Waste Permit Application?

Section 2. How Do I Know if I Handle a Regulated Hazardous Waste?

Section 3. How to File a RCRA Hazardous Waste Permit Application (Information on How, Where, and When to File a RCRA Hazardous Waste Part A Permit Application; Plus a List of State Contacts Where You Can Get Information, Obtain Forms, and Send Your Completed Forms)

Section 4. Specific Instructions for Completing the RCRA Hazardous Waste Part A Permit Application [EPA Form 8700-23]. You must complete the two forms included in this booklet: the RCRA Subtitle C Site Identification Form and the Hazardous Waste Permit Information Form. The blank forms are provided at the end of this booklet.

1. Who Must File a RCRA Hazardous Waste Permit Application?

The Resource Conservation and Recovery Act of 1976 (RCRA), as amended, requires each person owning or operating a facility for the treatment, storage, or disposal of regulated hazardous waste to have a RCRA hazardous waste permit. This includes individuals, trusts, firms, joint stock companies, Federal Agencies, corporations (including government corporations), partnerships, associations, States, municipalities, commissions, interstate bodies, other political subdivisions of a State, or Indian tribes (or an authorized Indian tribe organization). If you treat, store, or dispose of regulated hazardous waste without obtaining a permit, you may be subject to a civil or criminal penalty.

2. How Do I Know if I Handle a Regulated Hazardous Waste?

Off-Site Facilities

Owners or operators of off-site facilities that treat, store, or dispose of solid wastes, as defined by 40 CFR 261.2, are encouraged to obtain information on the solid wastes they receive from generators. If the generators will not supply this information, you are still responsible for determining if the solid wastes you handle are also hazardous wastes that are regulated by RCRA. To do so, you should follow the procedures for on-site facilities that are described below.

RCRA Hazardous Waste Part A Permit Application

On-Site Facilities

Generators who treat, store, or dispose, on-site, their own solid wastes (as defined by 40 CFR 261.2), should employ the following procedures in determining if their solid wastes are hazardous wastes that are regulated by RCRA. This determination is made as follows:

- a. First, you need to determine if the solid waste handled is excluded from regulation under RCRA. The list of exclusions can be found in the regulation entitled "Identification and Listing of Hazardous Waste," 40 CFR 261.4. If the solid wastes handled are excluded, a RCRA hazardous waste permit is not needed to treat, store, or dispose of these solid wastes. If the solid waste handled is not excluded by Section 261.4, you need to determine if the solid waste handled is a hazardous waste that is regulated under RCRA. As described below, EPA regulates a solid waste as a hazardous waste by specifically listing it as a hazardous waste or by assigning it a generic hazardous waste code because it possesses any of the four hazardous waste characteristics.
- b. If the solid waste handled is not excluded by Section 261.4, you need to determine if it is a hazardous waste that is listed in 40 CFR Part 261, Subpart D, "Lists of Hazardous Wastes." If you own or operate a facility where listed hazardous waste is treated, stored, or disposed, you are subject to regulation and must file a RCRA hazardous waste permit application, unless the hazardous waste has been exempted as described below.
- c. If the solid waste handled is not listed in 40 CFR Part 261, Subpart D, the solid waste may still be a hazardous waste if it possesses certain characteristics or contains certain contaminants. These characteristics and contaminants are described in 40 CFR Part 261, Subpart C, "Characteristics of Hazardous Waste." A determination that a solid waste possesses these characteristics or contaminants may be made based on either:
 - (1) Your knowledge of the hazard characteristic of the solid waste in light of the materials or processes used; or
 - (2) The results of testing the solid waste according to the methods in 40 CFR Part 261, Subpart C.If you own or operate a facility where characteristic hazardous waste is treated, stored, or disposed, you are subject to regulation and must file a RCRA hazardous waste permit application, unless the hazardous waste has been exempted as described below.
- d. If the hazardous waste that you handle has been exempted under 40 CFR 261.5 or 261.6(a)(3), you are not subject to regulation and do not need to file a RCRA hazardous waste permit application.

RCRA Hazardous Waste Part A Permit Application

In addition, certain other persons who handle hazardous waste are not required to obtain a RCRA hazardous waste permit. They are:

- a. Generators who accumulate their own hazardous waste on-site for less than 90 days as provided in 40 CFR 262.34;
- b. Farmers who dispose of hazardous waste pesticides from their own use as provided in 40 CFR 262.70; and
- c. Owners and operators of totally enclosed treatment facilities as defined in 40 CFR 260.10.

3. How to File a RCRA Hazardous Waste Permit Application

As noted above, there are two parts to the RCRA Hazardous Waste Permit Application -- Part A and Part B. As required by 40 CFR 270.13, the Part A Permit Application defines the processes to be used for treatment, storage, and disposal of hazardous wastes; the design capacity of such processes; and the specific hazardous wastes to be handled at a facility. The RCRA Hazardous Waste Part A Permit Application [EPA Form 8700-23] is submitted by completing the two forms included in this booklet: the RCRA Subtitle C Site Identification Form and the Hazardous Waste Permit Information Form.

The Part A Permit Application serves as a vehicle through which an owner or operator may submit facility-specific information to the regulatory authority and keep this information current. As specified by 40 CFR 270.14 through 270.27, the Part B Permit Application requires detailed site-specific information such as geologic, hydrologic, and engineering data. The Part B Permit Application is submitted in narrative form.

A. How Many Permit Applications Should I File?

You need submit only one RCRA Hazardous Waste Permit Application (Part A and Part B) per facility, provided that you describe all of the activities at that facility. If you conduct hazardous waste activity(ies) at more than one facility, you must submit a separate RCRA hazardous waste permit application (Part A and Part B) for each facility location. You must also have an EPA Identification Number for each of the facilities.

Note: *Only one permit application is required per facility. At some point, you may be required to submit revised applications to update your first Part A Permit submission. At any given time, the first submission and any subsequent revised submissions represent the Part A Permit Application for your facility.*

RCRA Hazardous Waste Part A Permit Application

B. Can I Request that this Information Be Kept Confidential?

All information submitted in this form will be subject to public disclosure, to the extent provided by the Freedom of Information Act, 5 U.S.C. Section 552, and EPA's Business Confidentiality Regulations, 40 CFR Part 2 and 40 CFR 270.12. Claims of confidentiality for the name and address of any permit applicant or permittee will be denied. Persons filing this form may make claims of confidentiality for certain information. Such claims must be clearly indicated by submitting an attachment listing the specific information for which confidential treatment is requested at the time of filing. This attachment must include a written substantiation of the claim for confidentiality, that answers the following questions:

1. Which sections of the Part A Permit Application form contain the information you claim is entitled to confidential treatment?
2. For how long is confidential treatment desired for the information?
3. What measures have you taken to guard against undesired disclosure of the information to others?
4. To what extent has the information been disclosed to others, and what precautions have been taken in connection with that disclosure?
5. Has EPA or any other Federal agency made a pertinent confidentiality determination? If so, include a copy of such determination or reference to it, if available.
6. Will disclosure of the information be likely to result in substantial harmful effects on your competitive position? If so, what would those harmful effects be and why should they be viewed as substantial? Explain the causal relationship between disclosure and the harmful effects.

Information covered by a confidentiality claim and the above substantiation will be disclosed by EPA only to the extent and by means of the procedures set forth in 40 CFR Part 2 and 40 CFR 270.12.

If no claim of confidentiality or no substantiation accompanies the information when it is submitted, EPA may make the information available to the public without further notice to the submitter.

C. Where Should I Send My Completed Permit Application?

If the State in which the facility is located administers a hazardous waste permit program under which you need a permit, you should send the RCRA hazardous waste permit application (Part A and Part B) to the appropriate State agency (see Table 1). Otherwise, the RCRA hazardous waste permit application (Part A and Part B) should be mailed to the EPA Regional Office whose Region includes the State in which the facility is located (see Table 2).

D. When Should I File My Permit Application?

As required by 40 CFR 270.10, the deadlines for filing RCRA hazardous waste permit applications are:

- **Existing Facilities:** Under 40 CFR 270.10(e), existing facilities must submit a Part A Permit Application no later than six months following the publication of regulations that subject the facility to the requirement to have a RCRA hazardous waste permit.
- **New Facilities:** Under 40 CFR 270.10(f), new facilities must submit both Part A and Part B Permit Applications at least 180 days before commencing physical construction of the facility.

E. When Should My Permit Application Be Revised?

Facilities Operating Under Interim Status

In accordance with 40 CFR 270.72(a), the owner or operator of a facility operating under interim status must submit a Revised Part A Permit Application at the following times:

1. Prior to treating, storing, or disposing of new hazardous wastes not previously identified in the facility's Part A permit. Similarly, when EPA (or a State with an authorized RCRA program) promulgates a rule listing or identifying new hazardous wastes, facilities managing these wastes must revise their Part A Permit Applications to reflect this activity.
2. Prior to increasing the design capacity of the processes used at the facility. The EPA Regional Administrator (or the State Director, for an authorized State) must approve changes in capacity before they take effect at the facility.
3. Prior to changing existing processes or adding new processes for treating, storing and disposing of hazardous wastes at the facility. Changes in treatment, storage, and disposal practices must be approved by the Regional Administrator (or State Director) before they are implemented by a facility.
4. Prior to undergoing a change in ownership or operational control of a facility.

RCRA Hazardous Waste Part A Permit Application

5. Whenever facility changes occur in accordance with an interim status corrective action order issued by EPA, an authorized State, or by a court in a judicial action brought by EPA or the State.
6. When a facility adds units for the treatment, storage, and disposal of hazardous waste that are newly regulated by EPA or a State. A revised Part A Permit Application must be submitted on or before the date on which the unit becomes subject to the new requirements.

Changes in the quantity of hazardous waste currently specified in the first Part A Permit Application can be made without submitting a revised Part A Permit Application, provided the quantity does not exceed the design capacities of the processes specified in the first Part A Permit Application.

Failure to furnish all information required to process a RCRA hazardous waste permit application is grounds for termination of interim status.

Facilities Operating Under a RCRA Hazardous Waste Permit

Owners or operators of facilities operating under a RCRA hazardous waste permit may modify their permit at any time, in accordance with the specific requirements in 40 CFR 270.42. Appendix I to 40 CFR 270.42 divides the various types of permit modifications into Classes 1, 2, and 3, based on the complexity of facility changes necessitating a permit modification. Class 1 modifications are minor changes that keep the permit current with changes that occur to the facility or its operation. Class 2 and 3 modifications involve more significant changes in facility operations.

In all cases when a facility owner or operator requests a permit modification, however, he or she must submit the information required in the Part A Permit Application (in 40 CFR 270.13) as part of the modification submittal.

Finally, under 40 CFR 270.10(h), facilities with a RCRA hazardous waste permit must submit a new application (Part A and Part B) at least 180 days prior to the expiration date of the permit.

Table 1
**Alphabetized State Listing of Contacts for Obtaining and Submitting
the RCRA Hazardous Waste Part A Permit Application**

Alabama

*Obtain information or forms from, and mail
completed forms to:*

Alabama Department of Environmental
Management
Land Division - Special Services Unit
1400 Coliseum Boulevard
Montgomery, Alabama 36110-2059
(334) 271-7700

Alaska

Obtain information or forms from:

U.S. EPA Region 10
Alaska Operations Office
Federal Building, Suite 19
222 W. 7th Avenue
Anchorage, Alaska 99513-7588
(907) 271-5083

Mail completed forms to:

U.S. EPA Region 10
Office of Waste and Chemicals
Management (WCM-121)
RCRA Permits Team
1200 Sixth Avenue
Seattle, Washington 98101
(206) 553-1253 *From within Alaska,*
toll-free: (800) 550-7272

American Samoa

Obtain information from:

Environmental Quality Commission
Government of American Samoa
Pago, American Samoa 96799
Overseas Operator Commercial call:
Country Code (684) 663-2304

*Obtain forms from and mail completed
forms to:*

U.S. EPA Region 9
Ramon Mendoza (CMD-6)
75 Hawthorne Street
San Francisco, California 94105
(415) 974-3738

Arizona

*Obtain information or forms from, and mail
completed forms to:*

Office of Waste Programs
Arizona Department of Environmental
Quality
3033 N. Central Avenue
Phoenix, Arizona 85012
(602) 207-4146

Arkansas

*Obtain information or forms from, and mail
completed forms to:*

Arkansas Department of Environmental
Quality
8001 National Drive
P.O. Box 8913
Little Rock, Arkansas 72219-8913
(501) 682-0833

California

*Obtain information or forms from and mail
completed forms to the appropriate region:*

CA Region 1
Department of Toxic Substances Control
Attn: Permitting Division
Suite 3
10151 Croydon Way
Sacramento, California 95827
(916) 255-3618

CA Region 2
Department of Toxic Substances Control
Suite 200
700 Heinz Avenue
Berkeley, California 94710
(510) 540-3739

CA Region 3
Department of Toxic Substances Control
1011 North Grandview Avenue
Glendale, California 91201
(818) 551-2830
(continued in next column on next page)

RCRA Hazardous Waste Part A Permit Application

(continued from previous page)

California

CA Region 4

Department of Toxic Substances Control
5796 Corporate Avenue
Cyprus, California 90630
(714) 484-5400

Colorado

Obtain information or forms from, and mail completed forms to:

Colorado Department of Public Health and Environment
Hazardous Materials and Waste Management Division
4300 Cherry Creek Drive, S.
HMWMD-HWC-B2
Denver, Colorado 80246-1530
(303) 692-3300

Connecticut

Obtain information or forms from, and mail completed forms to:

Department of Environmental Protection
Bureau of Waste Management
Waste Engineering and Enforcement Division
79 Elm Street
Hartford, Connecticut 06106-5127
(860) 424-3372

Delaware

Obtain information or forms from, and mail completed forms to:

Delaware Department of Natural Resources and Environmental Control
Solid and Hazardous Waste Management Branch
Attn: Susan Morris
89 Kings Highway
Dover, Delaware 19901
(302) 739-3689

District of Columbia

Obtain information or forms from, and mail completed forms to:

Department of Health
Environmental Health Administration
3rd Floor (Attn: Mark Hughes)
51 N Street, N.E.
Washington, D.C. 20002
(202) 535-2285

Send copy to:

U.S. EPA Region 3
Waste and Chemicals Management Division (3WC11)
1650 Arch Street
Philadelphia, Pennsylvania 19103-2029

Florida

Obtain information or forms from, and mail completed forms to:

Hazardous Waste Regulation Section
Department of Environmental Protection
Twin Towers Office Building
2600 Blair Stone Road
Tallahassee, Florida 32399-2400
(850) 488-0300

Georgia

Obtain information or forms from, and mail completed forms to:

Hazardous Waste Branch
Environmental Protection Division
Georgia Department of Natural Resources
Floyd Towers East, Room 1154
205 Butler Street, S.E.
Atlanta, Georgia 30334
(404) 656-7802

Guam

Obtain information or forms from, and mail completed forms to:

Guam Environmental Protection Agency
(Calibration Lab Building)
P.O. Box 22439-GMF
Barrigada, Guam 96921
(671) 475-1609

RCRA Hazardous Waste Part A Permit Application

Hawaii

Obtain information from:

Hawaii Department of Health
Solid and Hazardous Waste Branch
919 Ala Moana Boulevard, Suite 212
Honolulu, Hawaii 96814
(808) 586-4226

Idaho

Obtain information or forms from, and mail completed forms to:

Idaho Department of Health and Welfare
Division of Environmental Quality
State Waste Management and Remediation Program
Hazardous Waste Permit Coordinator
1410 N. Hilton Street
Boise, Idaho 83706
(208) 373-0547

Illinois

Obtain information or forms from, and mail completed forms to:

Illinois Environmental Protection Agency
Division of Land Pollution Control
1021 N. Grand Avenue, E.
Springfield, Illinois 62794
(217) 782-6761

Indiana

Obtain information or forms from, and mail completed forms to:

Indiana Department of Environmental Management
100 N. Senate Avenue
P.O. Box 6015
Indianapolis, Indiana 46206
(317) 232-3242

Iowa

Obtain information or forms from, and mail completed forms to:

U.S. EPA Region 7
Air, RCRA, and Toxics Division
RCRA Enforcement and State Programs Branch (ARTD/RESP)
901 N. 5th Street
Kansas City, Kansas 66101
(913) 551-7126

Kansas

Obtain information or forms from, and mail completed forms to:

Department of Health and Environment
Bureau of Waste Management
Waste Policy, Planning, and Outreach Section (Attn: David Branscum)
Building 740
Forbes Field
Topeka, Kansas 66620
(785) 296-6898

Kentucky

Obtain information or forms from, and mail completed forms to:

Division of Waste Management
Department of Environmental Protection
Cabinet for Natural Resources and Environmental Protection
Attn: Marlyn Godby
Fort Boone Plaza, Building No. 2
14 Reilly Road
Frankfort, Kentucky 40601
(502) 564-6716

Louisiana

Obtain information or forms from, and mail completed forms to:

Louisiana Department of Environmental Quality
Department of Solid and Hazardous Waste
P.O. Box 82178
Baton Rouge, Louisiana 70884-2178
(504) 765-0261

RCRA Hazardous Waste Part A Permit Application

Maine

Obtain information or forms from, and mail completed forms to:

Department of Environmental Protection
Bureau of Remediation and Waste Mgmt.
State House Station #17
Augusta, Maine 04333
(207) 287-2651

Maryland

Obtain information or forms from, and mail completed forms to:

Maryland Department of the Environment
Hazardous Waste Program
Attn: Emily Troyer
Tracking/Certification Branch
2500 Broening Highway
Baltimore, Maryland 21224
(410) 631-3344

Massachusetts

Obtain information or forms from, and mail completed forms to:

Division of Business Compliance
Bureau of Waste Prevention
Massachusetts Department of
Environmental Protection (9th Floor)
One Winter Street
Boston, Massachusetts 02108
(617) 292-5500

Michigan

Obtain information or forms from, and mail completed forms to:

Michigan Department of Environmental
Quality
Waste Management Division
Box 30241
Lansing, Michigan 48909
(517) 373-2730 or (517) 373-1837

Minnesota

Obtain information or forms from, and mail completed forms to:

Metro District and Major Facilities
Attn: Rich Sandberg
Minnesota Pollution Control Agency
520 Lafayette Road, N.
St. Paul, Minnesota 55155
(651) 296-7290

Mississippi

Obtain information or forms from, and mail completed forms to:

Department of Environmental Quality
Suite 100 (Attn: Ms. Willie Brandon)
101 W. Capital Street
Jackson, Mississippi 39201

or

Department of Environmental Quality
Attn: Ms. Willie Brandon
P.O. Box 10385
Jackson, Mississippi 39289-0385
(601) 961-5171

Missouri

Obtain information or forms from, and mail completed forms to:

Hazardous Waste Program
Attn: Art Groner
Department of Natural Resources
1738 E. Elm Street
P.O. Box 176
Jefferson City, Missouri 65101
(573) 751-3176

Montana

Obtain information or forms from, and mail completed forms to:

Montana Department of Environmental
Quality
Hazardous Waste Program
Metcalf Building
1520 E. Sixth Avenue
Helena, Montana 59620
(406) 444-1430

RCRA Hazardous Waste Part A Permit Application

Nebraska

Obtain information or forms from, and mail completed forms to:

RCRA Section
Attn: Teri Swarts
Department of Environmental Quality
The Atrium, Suite 400
1200 N Street
P.O. Box 98922
Lincoln, Nebraska 68509-8922
(402) 471-4218

Nevada

Obtain information or forms from, and mail completed forms to:

Nevada Division of Environmental
Protection
Bureau of Waste Management, Room 138
333 West Nye Lane
Carson City, Nevada 89706-0851
(775) 687-5872

New Hampshire

Obtain information or forms from, and mail completed forms to:

Department of Environmental Services
Waste Management Division
6 Hazed Drive
Concord, New Hampshire 03301
(603) 271-2901

New Jersey

Obtain information or forms from, and mail completed forms to:

New Jersey Department of Environmental
Protection
Bureau of Hazardous Waste and Transfer
Facilities
P.O. Box 414
Trenton, New Jersey 08625-0414
(609) 292-9880

New Mexico

Obtain information or forms from, and mail completed forms to:

New Mexico Environment Department
Hazardous Waste Bureau
P.O. Box 26110
Santa Fe, New Mexico 87502
(505) 827-1557

New York

Obtain information from:

New York State Department of
Environmental Conservation
Division of Solid and Hazardous Materials
Bureau of Hazardous Waste Management
625 Broadway
Albany, New York 12233-7253
(518) 474-2122

Obtain forms from and mail completed forms to:

U.S. EPA Region 2
Division of Environmental Planning and
Protection
RCRA Programs Branch (22nd Floor)
290 Broadway
New York, New York 10007-1866
(212) 637-4106

North Carolina

Obtain information or forms from, and mail completed forms to:

North Carolina Department of Environment
and Natural Resources
Division of Waste Management (Suite 150)
401 Oberlin Road
Raleigh, North Carolina 27605

or

North Carolina Department of Environment
and Natural Resources
Division of Waste Management
P.O. Box 29603
Raleigh, North Carolina 27611-9603
(919) 733-2178

RCRA Hazardous Waste Part A Permit Application

North Dakota

Obtain information or forms from, and mail completed forms to:

Division of Waste Management
North Dakota Department of Health
1200 Missouri Avenue
P.O. Box 5520
Bismarck, North Dakota 58506-5520
(701) 328-5166

Northern Mariana Islands

Obtain information from:

Department of Public Health and
Environmental Services
Division of Environmental Quality
P.O. Box 1304
Saipan, Mariana Islands 96950
Overseas Operator Commercial call:
Country Code (670) 664-8500

Cable Address: Gov. NMI Saipan
Obtain forms from and mail completed forms to:

U.S. EPA Region 9
Ramon Mendoza (CMD-6)
75 Hawthorne Street
San Francisco, California 94105
(415) 974-3768

Ohio

Obtain information or forms from, and mail completed forms to:

Ohio Environmental Protection Agency
Division of Hazardous Waste Management
Lavarus Government Center
1222 S. Front Street
Columbus, Ohio 43215
(614) 644-2977

Oklahoma

Obtain information or forms from, and mail completed forms to:

Department of Environmental Quality
Hazardous Waste Management Service
P.O. Box 1677
Oklahoma City, Oklahoma 73101-1677
(405) 702-5189

Oregon

Obtain information or forms from, and mail completed forms to:

Oregon Department of Environmental
Quality
Hazardous Waste Operations
Attn: Chris Pickens
811 SW Sixth Avenue
Portland, Oregon 97204
(503) 229-6352

Pennsylvania

Obtain information or forms, and mail completed forms to:

Pennsylvania Department of Environmental
Protection
Division of Hazardous Waste Management
Attn: Rick Shipman
P.O. Box 8471
Harrisburg, Pennsylvania 17105-8741
(717) 787-6239

Puerto Rico

Obtain information or forms from, and mail completed forms to:

U.S. EPA Region 2
Division of Environmental Planning and
Protection
RCRA Programs Branch (22nd Floor)
290 Broadway
New York, New York 10007-1866
(212) 637-4106

RCRA Hazardous Waste Part A Permit Application

Rhode Island

Obtain information or forms from, and mail completed forms to:

Department of Environmental Management
Office of Waste Management
235 Promenade Street
Providence, Rhode Island 02908-5767
(401) 222-1360

South Carolina

Obtain information or forms from, and mail completed forms to:

Bureau of Solid and Hazardous Waste
Management
Department of Health and Environmental
Control
2600 Bull Street
Columbia, South Carolina 29201
(803) 896-4000

South Dakota

Obtain information or forms from, and mail completed forms to:

Department of Environment and Natural
Resources
Waste Management Program
523 E. Capitol Avenue
Pierre, South Dakota 57501-3181
(605) 773-3153

Tennessee

Obtain information or forms from, and mail completed forms to:

Division of Solid Waste Management
Tennessee Department of Environment
and Conservation
LNC Tower, 5th Floor
401 Church Street
Nashville, Tennessee 37243-1535
(615) 532-0780

Texas

Obtain information or forms from, and mail completed forms to:

Texas Natural Resource Conservation
Commission
Registration and Evaluation Division
Registration and Reporting Section
MC-129
P.O. Box 13087
Austin, Texas 78711-3087
(512) 239-6832

Utah

Obtain information or forms from, and mail completed forms to:

Division of Solid and Hazardous Waste
Department of Environmental Quality
P.O. Box 144880
Salt Lake City, Utah 84114-4880
(801) 538-6170

Vermont

Obtain information or forms from, and mail completed forms to:

Department of Environmental Conservation
Agency of Natural Resources
Waste Management Division
West Office Building
103 S. Main Street
Waterbury, Vermont 05671-0404
(802) 241-3867

Virgin Islands

Obtain information from:

Virgin Islands Department of Planning and
Natural Resources
Division of Environmental Protection
179 Altona and Welgunst
St. Thomas, Virgin Islands 00801
(340) 714-2333

Obtain forms from and mail

completed forms to:

U.S. EPA Region 2

(continued in next column on next page)

RCRA Hazardous Waste Part A Permit Application

(continued from previous page)
Division of Environmental Planning and
Protection
RCRA Programs Branch (22nd Floor)
290 Broadway
New York, New York 10007-1866
(212) 637-4106

Virginia

*Obtain information or forms from, and mail
completed forms to:*
Commonwealth of Virginia
Department of Environmental Quality
Attn: Lisa Ellis
629 E. Main Street
Richmond, Virginia 23219
(804) 698-4177

Washington

*Obtain information or forms from , and mail
completed forms to:*
Washington Department of Ecology
P.O. Box 47600
Olympia, Washington 98504-7600
(360) 407-6703

West Virginia

*Obtain information or forms from, and mail
completed forms to:*
West Virginia Division of Environmental
Control
Office of Waste Management
Attn: G.S. Atwal
1356 Hansford Street
Charleston, West Virginia 25301
(304) 558-2505

Wisconsin

*Obtain information or forms from, and mail
completed forms to:*
Bureau of Waste Management
Department of Natural Resources
P.O. Box 7921
Madison, Wisconsin 53707
(608) 266-2111

Wyoming

*Obtain information or forms from, and mail
completed forms to:*
Wyoming Department of Environmental
Quality
Solid and Hazardous Waste Division
Hazardous Waste Permitting and Corrective
Action
Herschler Building, 4th Floor West
122 W. 25th Street
Cheyenne, Wyoming 82002
(307) 777-7752

RCRA Hazardous Waste Part A Permit Application

Table 2
U.S. EPA Regional Contacts for
the RCRA Hazardous Waste Part A Permit Application

U.S. EPA Region 1

Office of Ecosystem Protection
Hazardous Waste Program Unit
Suite 1100
One Congress Street
Boston, MA 02114-2023
(618) 918-1640

*Connecticut, Maine, Massachusetts,
New Hampshire, Rhode Island,
Vermont*

U.S. EPA Region 2

Division of Environmental Planning and
Protection
RCRA Programs Branch (22nd Floor)
290 Broadway
New York, NY 10007-1866
(212) 637-4106

*New Jersey, New York, Puerto Rico,
Virgin Islands*

U.S. EPA Region 3

Waste and Chemicals Management
Division (3WC11)
1650 Arch Street
Philadelphia, PA 19103-2029
(215) 814-3413

*Delaware, District of Columbia,
Maryland, Pennsylvania, Virginia,
West Virginia*

U.S. EPA Region 4

Hazardous Waste Management Division
RCRA Permitting Section
61 Forsyth Street, Atlanta, GA 30303
(404) 562-8440

*Alabama, Florida, Georgia, Kentucky,
Mississippi, North Carolina, South
Carolina, Tennessee*

U.S. EPA Region 5

RCRA Activities
77 West Jackson Blvd
P.O. Box A3587
Chicago, IL 60690
(312) 886-4001

*Illinois, Indiana, Michigan,
Minnesota, Ohio, Wisconsin*

U.S. EPA Region 6

Multimedia Planning and Permitting
Division (6PD-I)
Suite 1200
1445 Ross Avenue
Dallas, TX 75202-2733
(214) 665-6750

*Arkansas, Louisiana, New Mexico,
Oklahoma, Texas*

RCRA Hazardous Waste Part A Permit Application

U.S. EPA Region 7

Air, RCRA, and Toxics Division
RCRA Enforcement and State Programs
Branch (ARTD/RESP)
901 N. 5th Street
Kansas City, KS 66101
(913) 551-7020
Iowa, Kansas, Missouri, Nebraska

U.S. EPA Region 8

Office of Partnerships and Regulatory
Assistance
Suite 500
999 18th Street
Denver, CO 80202-2466
(303) 312-6319
*Colorado, Montana, North Dakota,
South Dakota, Utah, Wyoming*

U.S. EPA Region 9

Hazardous Waste Management Division
75 Hawthorne Street (WST-4)
San Francisco, CA 94105
(415) 972-3352
*Arizona, California, Hawaii, Nevada,
American Samoa, Guam, Northern
Mariana Islands*

U.S. EPA Region 10

Office of Waste and Chemicals
Management (WCM-122)
1200 Sixth Avenue
Seattle, WA 98101
(206) 553-2859
From within Alaska, toll-free:
(800) 550-7272
Alaska, Idaho, Oregon, Washington

4. Specific Instructions for Completing the RCRA Hazardous Waste Part A Permit Application [EPA Form 8700-23]

This is a new version of the RCRA Hazardous Waste Part A Permit Application booklet (EPA Form 8700-23). **Please be sure to review the instructions carefully and complete all required items.**

Why has EPA revised the application?

In the past, basic site information (e.g., information about the name and location of RCRA-regulated sites) has been collected on three different forms, each with its own instructions and definitions. RCRA-regulated sites (also, called “facilities”) seeking a hazardous waste permit or permit renewal submitted site information on the RCRA Hazardous Waste Part A Permit Application [EPA Form 8700-23]. Basic site information was also collected from all RCRA-regulated facilities through the Notification of Regulated Waste Activity [EPA Form 8700-12]. Finally, large quantity generators and treatment, storage and disposal facilities reported site information for the Hazardous Waste Report [EPA Form 8700-13A/B].

These differing sets of information sometimes gave regulators conflicting information about the same site and the duplication was burdensome for respondents. The new RCRA Subtitle C Site Identification Form (Site ID Form) in this booklet standardizes the RCRA site information that was collected on these three forms. This means that, after you have submitted the Site ID Form once, you can copy the previously submitted Site ID information on the form included in this booklet if there are no changes. Enter any new or changed information on the form and circle the item number.

RCRA Hazardous Waste Part A Permit Application

First Part A Submission

The **Line-by-Line Instructions for Filling Out the RCRA Subtitle C Site Identification Form** identify the 11 items on this form that must be completed. For a first Part A submission, the **Line-by-Line Instructions for Filling Out the Hazardous Waste Permit Information Form** identify the 13 items on this form that must be completed in their entirety. You must submit both forms for a complete RCRA Hazardous Waste Part A Permit Application.

Revised Part A Submission

The **Line-by-Line Instructions for Filling Out the RCRA Subtitle C Site Identification Form** identify the 11 items on this form that must be completed. For a revised Part A submission, you only need to complete Items 1, 2, and any other items on the Hazardous Waste Permit Information Form for which you have new information or changes. See the **Line-by-Line Instructions for Filling Out the Hazardous Waste Permit Information Form** for each item. You must submit both forms for a complete RCRA Hazardous Waste Part A Permit Application.

Note: *If the owner or operator of this facility has changed since the facility last submitted the Part A Permit Application, you must submit a Revised Part A Application.*

Instructions for Filling Out the RCRA Subtitle C Site Identification Form (Site ID Form)

WHO MUST SUBMIT THIS FORM

All sites required to submit any of the following must submit the Site Identification (Site ID) Form:

- Initial notification
- Subsequent notification
- First RCRA Hazardous Waste Part A Permit Application
- Revised RCRA Hazardous Waste Part A Permit Application
- Hazardous Waste Report

Refer to the instructions for Item 1 below to determine whether you are required to submit this form.

These instructions explain how to complete the Site ID Form for the RCRA Hazardous Waste Part A Permit Application. The instructions identify those Site ID Form items that must be completed for the Part A Permit Application.

PURPOSE OF THIS FORM

For purposes of the Part A Permit Application, the Site ID Form provides site-specific information about a facility applying for a RCRA Hazardous Waste Permit or revising an existing permit. The Site ID Form, together with the Hazardous Waste Permit Information Form, are required for the RCRA Hazardous Waste Part A Permit Application. You must complete the 11 indicated items on the Site ID Form (see below).

RCRA Hazardous Waste Part A Permit Application

HOW TO FILL OUT THIS FORM

Please fill out all of the following 11 Site ID Form items that are required for the Part A Permit Application.

- Item 1 - your reason for submitting the form (in this case, as a component of a First or Revised RCRA Hazardous Waste Part A Permit Application);
- Item 2 - your site's EPA ID number;
- Item 3 - the name of your site;
- Item 4 - the physical location of your site;
- Item 5 - the land type of your site;
- Item 6 - the North American Industry Classification System (NAICS) code(s) for your site;
- Item 7 - the mailing address for your site;
- Item 8 - name and phone number of a contact person at your site;
- Item 9 - names of the legal owner and the operator of your site;
- Item 10.A.3 - type of regulated waste activity - Treater, Storer, or Disposer of Hazardous Waste; and
- Item 13 - certification that the information you provided throughout the form is truthful, accurate and complete.

Type or print in black ink all items except the Signature box in Item 13. On the second and third pages of the form, enter your site's EPA ID number in the top right-hand corner. Use the space for Comments in Item 12 to clarify or provide additional information for any entry. When entering information in the Comments section, cross-reference the item number and box letter to which the comment refers. If you must use additional sheets, indicate clearly the number of the item on the Site ID Form to which the information on the separate sheet applies. For Subsequent Notification or Revised RCRA Hazardous Waste Part A Permit Application, circle the item numbers with new information or changes.

Completed forms should be sent to the appropriate your State Office or EPA Regional Office. A complete listing of State and EPA Regional mailing addresses, contact names, telephone numbers can be found Section 3 of this booklet.

ITEM-BY-ITEM INSTRUCTIONS

Item 1 -- Reason for Submittal:


Reason for Submittal: Place an "X" in the appropriate box to indicate whether this form is your Initial Notification (to obtain an EPA Identification Number); a Subsequent Notification (to update your site identification information); a component of a First or a Revised Hazardous Waste Part A Permit Application; or a component of the Hazardous Waste Report.

- **For Initial Notification of Regulated Waste Activity to provide site identification information and obtain an EPA Identification Number for hazardous waste, universal waste, or used oil activities.** If your waste activity is regulated under Subtitle C of the Resource Conservation and Recovery Act (RCRA) and the rules promulgated pursuant to the Act (specifically 40 CFR Parts 260–299), you must submit this form to notify the appropriate State or EPA Regional Office of your regulated waste activities and obtain an EPA Identification Number.
- **For Subsequent Notification of Regulated Waste Activity to update site identification information.** You must use this form to submit a subsequent notification if your site already has an EPA Identification Number and you wish to change information (e.g., generator status, new owner, new mailing address, etc.).
- **As a component of a First Hazardous Waste Part A Permit Application.** If your site is planning to treat, store, or dispose of hazardous waste on site in a unit that is not exempt from obtaining a hazardous waste permit, you must submit this form as part of the Part A Permit Application. Also, if the activity at this site (treatment, storage, or disposal) became newly regulated under RCRA Subtitle C and the rules promulgated pursuant to the Act (specifically 40 CFR Parts 260-299), you must submit this form as part of the Part A Permit Application. *Complete all items except those noted.*
- **As a component of a Revised Hazardous Waste Part A Permit Application.** If you must submit a revised Part A Permit Application to reflect changes that have occurred at your site, you must submit this form as part of your revised Part A Permit Application. Examples of site changes requiring a revised Part A Permit Application include managing new wastes not identified in the first submission of the form or changes to existing waste treatment processes. When submitting a revised Part A Permit Application, please include the Amendment number in the appropriate space. *Complete all items except those noted.*
- **As a component of the Hazardous Waste Report.** If you are required to submit a Hazardous Waste Report indicating the amount of hazardous waste you generate, treat, ship off site, or receive from off site, you must fill out this form.

RCRA Hazardous Waste Part A Permit Application


Item 2 -- Site EPA ID Number:

Provide your EPA Identification Number in Item 2 **for this site**. Also, be sure to include your EPA Identification Number at the top of pages 2 and 3 of the form (as well as on any attachments to the Site ID Form).

	NOTE: If this is your initial notification for this site, leave the EPA Identification Number blank and proceed to Item 3.
---	---

Items 3 and 4 -- Site Name and Location:

Provide the legal name of your site and a complete location address. Please note that the address you give for Item 4, Site Location, must be a physical address, **not a post office box or route number**.

	NOTE: A new EPA Identification Number is required if you change the location of your site.
---	---

Item 5 -- Site Land Type:

Place an "X" in the box that **best describes** the land type of your site. Select only one type: Private, County, District, Federal, Indian, Municipal, State, or Other. If your site's Land Type could be described as Municipal **and** as County, as District, or as Indian, do not mark Municipal. Instead choose the other appropriate code; you may explain this in Item 12 - Comments.

Item 6 -- North American Industry Classification System (NAICS) Code(s):

Box A must be completed. Completing Boxes B-D is recommended, if applicable.

Box A Provide the North American Industry Classification System (NAICS) code that **best** describes your site's primary business production process for your products or services. Use the six (6) digit code (most specific description) if available for your business; if not, use the five (5) digit code; do not enter any four (4) or less digit code.

Boxes B - D List other NAICS codes that describe the primary business production processes for your site. Use the most specific 6 or 5 digit codes available.

You can obtain NAICS codes from the following sources:

- NAICS web sites at <http://www.census.gov/epcd/naics/naicscod.txt>
- Some libraries


RCRA Hazardous Waste Part A Permit Application

Item 7 -- Site Mailing Address:

Please enter the Site Mailing Address. If the mailing address and the Location of Site (Item 4) are the same, you can print "Same" in the box for Item 7.

Item 8 -- Site Contact Person:

Enter the name, business telephone number, and extension of the person who should be contacted regarding the information submitted in the Site ID Form. A subsequent notification is recommended when the Site Contact Person changes.

	NOTE: It is assumed that the Site Contact Person will receive mail at the Site Mailing Address provided in Item 7. If this is not the case, please provide the mailing address for the Site Contact Person in Item 12 - Comments.
---	--

Item 9 -- Legal Owner and Operator of the Site:

This section should be used to indicate all the owners and operators of this site. The Comments section in Item 12 and additional sheets can be used if necessary.

- A. Name of Site's Legal Owner:** Provide the name of your site's legal owner. If an additional owner or owners have been added or a previous owner is no longer an owner since the site's last submission of this form, please provide information on the new and previous owner(s).

Date Became an Owner: Indicate the date on which the above person or entity became the owner of your site.

Owner Type: Place an "X" in the box that **best describes** the owner type of your site. Select only one type: Private, County, District, Federal, Indian, Municipal, State, or Other. If your site's Owner Type could be described as Municipal **and** as County, as District, or as Indian, do not mark Municipal. Instead choose the other appropriate code; you may explain this in Item 12 - Comments.

Use the Comments section in Item 12 to list any additional owners, their names, the dates they became owners, owner type, mailing address, and which owner(s), if any, are no longer owners since your last submission of this form. If necessary, attach a separate sheet of paper.


RCRA Hazardous Waste Part A Permit Application

B. Name of Site's Operator: Provide the name of your site's operator.

Date Became an Operator: Indicate the date on which the above person became the operator of your site.

Operator Type: Place an "X" in the box that **best describes** the operator type of your site. Select only one type: Private, County, District, Federal, Indian, Municipal, State, or Other. If your site's Operator Type could be described as Municipal **and** as County, as District, or as Indian, do not mark Municipal. Instead choose the other appropriate code; you may explain this in Item 12 - Comments.


Use the Comments section in Item 12 to list any additional operators, their names, the dates they became operators, operator type, and mailing address. If necessary, attach a separate sheet of paper.

	<p>NOTE: A subsequent notification is recommended when the owner or operator of a site changes. Because an EPA Identification Number is site-specific, the new owner will keep the existing EPA Identification Number for that location. If the business moves to another location, the owner or operator must notify EPA of this change. In this instance, a new EPA Identification Number will be assigned, since the business has changed locations.</p>
---	--

Item 10 -- Type of Regulated Waste Activity (Place an 'X' in the appropriate boxes for the activities that apply to your site.)

Item 10.A.3 must be completed for the First or Revised RCRA Hazardous Waste Part A Permit Application. If you are also submitting a Subsequent Notification, you must complete all of Item 10; review all the other activities in Item 10 and complete all the activities that apply to your site. For a Subsequent Notification, a marked box means your site is currently conducting the activity; an unmarked box means your site does not conduct or no longer conducts the activity.

A. Hazardous Waste Activities: Place an "X" in the appropriate box(es) to indicate which hazardous waste activities are being conducted **at this site**.

	<p>NOTE: Listed below are the Federal generator definitions. However, if the State where your hazardous waste activities occur has definitions different from the Federal definitions, you must use the State definitions.</p>
---	---

- 1. Generator of Hazardous Waste:** If you generate a hazardous waste that is listed in 40 CFR 261.31 through 261.33 or identified by one or more hazardous waste characteristic(s) contained in 40 CFR 261.21 through 261.24, place an "X" in the

RCRA Hazardous Waste Part A Permit Application

appropriate box for the quantity of non-acutely hazardous waste that is generated per calendar month. The regulations for hazardous waste generators are found in 40 CFR Part 262. Consult these regulations and your State for details about how the regulations apply to your situation. Below is a brief description of the three types of hazardous waste generators.

a. LQG: Large Quantity Generator

This site is a Large Quantity Generator if, in 2001, the site meets **any** of the following criteria:

- i) Generated, in any calendar month, 1,000 kg (2,200 lbs.) or more of RCRA hazardous waste; **or**
- ii) Generated, in any calendar month, or accumulated at any time, more than 1 kg (2.2 lbs.) of RCRA acute hazardous waste; **or**
- iii) Generated, in any calendar month, or accumulated at any time, more than 100 kg (220 lbs.) of spill cleanup material contaminated with RCRA acute hazardous waste.



NOTE: If, in addition to being an LQG, you recycle hazardous wastes at your site (without storing the wastes before you recycle them), mark both this box **and** Box A.4 below.

b. SQG: Small Quantity Generator

This site is a Small Quantity Generator if, in 2001, the site meets **all** of the following criteria:

- i) Generated, in any calendar month, more than 100 kg (220 lbs.) but less than 1,000 kg (2,200 lbs.) of RCRA hazardous waste; **and**
- ii) Generated, in any calendar month, or accumulated at any time, no more than 1 kg (2.2 lbs.) of acute hazardous waste **and** no more than 100 kg (220 lbs.) of material from the cleanup of a spill of acute hazardous waste.

OR, the site is a Small Quantity Generator if the site:

- i) Met all other criteria for a Conditionally Exempt Small Quantity Generator (see below), but
- ii) Accumulated, at any time, more than 1,000 kg (2,200 lbs.) of RCRA hazardous waste.

RCRA Hazardous Waste Part A Permit Application

c. CESQG: Conditionally Exempt Small Quantity Generator

This site is a CESQG if, **in every month** during 2001, the site did **all** of the following:

- i) Generated no more than 100 kg (220 lbs.) of RCRA hazardous waste in any calendar month; **and**
- ii) Accumulated, at any time, no more than 1,000 kg (2,200 lbs.) of RCRA hazardous waste; **and**
- iii) Generated, in any calendar month, or accumulated at any time, no more than 1 kg (2.2 lbs.) of acute hazardous waste, **and** no more than 100 kg (220 lbs.) of material from the cleanup of a spill of acute hazardous waste.



NOTE: If you generate acutely hazardous wastes listed in 40 CFR 261.31, 261.32 or 261.33(e), please refer to 40 CFR 261.5(e) to determine the circumstances under which you must notify the EPA.

In addition to the above, place an "X" in the following appropriate box(es) to indicate other generator activities occurring **at this site**. (Mark all boxes that apply.)

d. United States Importer of Hazardous Waste

Place an "X" in the box if you import hazardous waste from a foreign country into the United States. Refer to 40 CFR 262.60 for additional information.


e. Mixed Waste Generator

Place an "X" in the box if you are a generator of mixed waste (waste that is both hazardous and radioactive). RCRA defines "mixed waste" as waste that contains both hazardous waste and source, special nuclear, or by-product material subject to the Atomic Energy Act (AEA), RCRA section 1004(41), 42 U.S.C. 6903 (63 FR 17414; April 9, 1998).


2. **Transporter of Hazardous Waste:** Place an "X" in the box if you transport hazardous waste within the United States. The Federal regulations for hazardous waste transporters are found in 40 CFR Part 263.
3. **Treater, Storer, or Disposer of Hazardous Waste:** If you treat, store, or dispose of regulated hazardous waste, place an "X" in this box. (Burning hazardous wastes in boilers and industrial furnaces and storing hazardous wastes before recycling them fall into this category as well.) A hazardous waste permit is required for this activity. You are reminded to contact the appropriate agency for your State to request the RCRA Hazardous Waste Part A Permit Application. The Federal regulations for

RCRA Hazardous Waste Part A Permit Application

owners or operators of hazardous waste sites are found in 40 CFR Parts 264, 265, 266, and 270.

	NOTE: If your site is a destination facility for universal wastes in addition to being a treatment, storage, or disposal facility for other RCRA hazardous wastes, mark both this box and Box B.2 below.
---	--

- 4. Recycler of Hazardous Waste:** If you recycle regulated hazardous wastes (recyclable materials), place an “X” in this box. The Federal regulations for owners or operators of sites that recycle hazardous waste are found in 40 CFR 261.6. A hazardous waste permit may be required for this activity. You also may be subject to other Federal and State regulations.

	NOTE: If your site, in addition to being a recycling site for hazardous waste, is a treater, storer, or disposer of hazardous waste, mark both this box and Box A.3 above. If your site is a destination facility for universal wastes in addition to being a recycling site for other RCRA hazardous wastes, mark both this box and Box B.2 below.
---	--

5. Exempt Boiler and/or Industrial Furnace:

a. If you burn small quantities of hazardous waste in an on-site boiler or industrial furnace in accordance with the conditions in 40 CFR 266.108, place an “X” in the box to indicate that you qualify for the Small Quantity On-Site Bumer Exemption.

b. If you process hazardous wastes in a smelting, melting, or refining furnace solely for metals recovery, as described in 40 CFR 266.100(d), or to recover economically significant amounts of precious metals, as described in 40 CFR 266.100(g), or if you process hazardous wastes in a lead recovery furnace to recover lead, as described in 40 CFR 266.100(h), place an “X” in the box to indicate that you qualify for the Smelting, Melting, and Refining Furnace Exemption.

- 6. Underground Injection Control:** If you generate, treat, store, or dispose of hazardous waste and there is an underground injection well located at your site, place an "X" in the box. The Federal regulations for owners or operators of underground injection wells are found in 40 CFR Part 148.


B. Universal Waste Activities: Refer to your State-specific requirements and definitions for universal waste. Refer to 40 CFR 261.9 and 40 CFR Part 273 for the Federal regulations covering universal waste.

- 1. Large Quantity Handler of Universal Waste (LQHUV):** You are an LQHUV if you accumulate a total of 5,000 kg or more of any universal wastes (calculated

RCRA Hazardous Waste Part A Permit Application

collectively) at any time. Place an "X" in the appropriate box(es) to indicate the type(s) of universal wastes you generate and/or accumulate at your site. If your State has additional universal wastes, indicate what they are and place an "X" in the corresponding box(es).

- 2. Destination Facility:** Place an "X" in the box if you treat, dispose of, or recycle universal wastes on site. A hazardous waste permit is required if you treat or dispose of universal wastes; a permit may be required if you recycle universal wastes.

	NOTE: If your site, in addition to being a destination facility for universal wastes, is also a treatment, storage, or disposal facility for RCRA hazardous wastes, mark both this box and Box A.3 above. In addition, if your site recycles RCRA hazardous wastes, mark both this box and Box A.4 above.
---	--

C. Used Oil Activities: Mark the appropriate box(es) to indicate which used oil management activities are taking place **at this site**. The Federal regulations for used oil management are found in 40 CFR Part 279.

- 1. Used Oil Transporter:** If you transport used oil and/or own or operate a used oil transfer facility, place an "X" in the appropriate box(es) to indicate this used oil management activity.
- 2. Used Oil Processor/Re-Refiner:** If you process and/or re-refine used oil, place an "X" in the appropriate box(es) to indicate this used oil management activity.
- 3. Off-Specification Used Oil Burner:** If you burn off-specification used oil fuel, place an "X" in the box to indicate this used oil management activity.
- 4. Used Oil Fuel Marketer:** If you market off-specification used oil directly to a burner, place an "X" in Box 4.a. If you are the first to claim the used oil meets the used oil specification established in 40 CFR 279.11, place an "X" in Box 4.b. If either of these boxes is marked, you also must notify (or have previously notified) as a used oil transporter, used oil processor/re-refiner, or off-specification used oil fuel burner, unless you are a used oil generator. (Used oil generators are not required to notify.)


RCRA Hazardous Waste Part A Permit Application

Item 11 -- Description of Hazardous Wastes:

Do not complete this item for the Part A Permit Application. Instead, complete Item 10 on the Hazardous Waste Permit Information Form.

You will need to refer to 40 CFR Part 261 to complete this item. Part 261 identifies those solid wastes which the EPA defines as hazardous and regulates under RCRA. If you need help completing this section, please contact the appropriate State personnel.

- A. Federally Regulated Hazardous Wastes:** If you handle hazardous wastes that are described in 40 CFR Part 261, enter the appropriate 4-digit code(s) in the box(es) provided.

	NOTE: If you handle more hazardous wastes than will fit under Item 11.A, please continue listing the hazardous waste codes on an extra sheet. Attach any additional sheets to the Site Identification Form.
---	--


- B. State-Regulated Hazardous Wastes:** If you manage State-regulated hazardous wastes that have a waste code, enter the appropriate code(s) in the box(es) provided.

Item 12 -- Comments:

Use this section as needed to provide additional information for Items 1 through 11. You may attach additional sheets if necessary.

Item 13 -- Certification:

This certification must be signed by owner(s), operator(s), or authorized representative(s) of the site. An “authorized representative” is a person responsible for the overall operation of the site (i.e., a plant manager or superintendent, or a person of equal responsibility).

	NOTE: All Site ID Form submissions must include this certification to be complete.
---	---

RCRA Hazardous Waste Part A Permit Application

THIS PAGE INTENTIONALLY LEFT BLANK

Instructions for Filling Out the Hazardous Waste Permit Information Form

GENERAL INSTRUCTIONS

Please type or print, leaving only one blank box between words. Where shown, boxes are spaced at 1/4" intervals, which accommodate elite type (*12 characters per inch*). When typing, hit the space bar twice between characters. If you print, place each character in a box.

Abbreviate if necessary to stay within the number of boxes allowed for each item. Some items in the form require narrative explanation. If more space is necessary to answer a question, use the space provided in Item 14 and reference the Item number to which the additional information applies or attach a separate sheet entitled "Additional Information."

Unless otherwise specified in the instructions to the form, each item must be answered. To indicate that each item has been considered, enter "NA" for not applicable if a particular item does not fit the circumstances or characteristics of your facility or activity.

For Revised Part A Permit Application, circle the item numbers with new information or changes.

LINE-BY-LINE INSTRUCTIONS

Item 1 - Facility Permit Contact:

Give the name and work telephone number of a person who is thoroughly familiar with the activities at the facility that require a hazardous waste permit and with the facts reported in the Hazardous Waste Permit Information Form. This person must be available to be contacted by offices reviewing the permit application if necessary. If the Facility Permit Contact information is the same as the Site Contact Person identified in Item 8 of the RCRA Subtitle C Site Identification Form (Site ID Form), you may print "Same as Site Contact" in the box in Item 1.

Item 2 - Facility Permit Contact Address:

Enter the mailing address for the facility permit contact. If the mailing address is the same as the Site Mailing Address (Item 7) on the Site ID Form, you may print "Same as Site Contact" in the box in Item 2.

RCRA Hazardous Waste Part A Permit Application

Item 3 - Legal Owner Mailing Address and Telephone Number:

Enter the mailing address and telephone number for the legal owner of the facility identified in Item 9.A of the Site ID Form.

Item 4 - Operator Mailing Address and Telephone Number:

Enter the mailing address and telephone number of the facility operator identified in Item 9.B of the Site ID Form.

Item 5 - Facility Existence Date:

Enter the appropriate date that applies to your facility from among the following:

- A. The date that hazardous waste operations at the facility commenced;
- B. The date construction on the facility commenced; or
- C. The date operation is expected to begin.

Item 6 - Other Environmental Permits:

- A. **Permit Type:** Using the codes listed below, enter a letter on the form for all other environmental permits the facility has received, or for which the facility has filed an application, even if the permit has not yet been received.

- N = NPDES (National Pollutant Discharge Elimination System) Clean Water Act
- P = PSD (Prevention of Significant Deterioration) Clean Air Act
- R = RCRA (Resource Conservation and Recovery Act)
- U = UIC (Underground Injection Control) Safe Drinking Water Act
- F = EPA 404 (Dredge or Fill Permits under Section 404 of the Clean Water Act)
- E = Other relevant environmental permits. List any other relevant Federal (e.g., permits under the Ocean Dumping Act), State (e.g., State permits for new air emission sources in nonattainment areas under Part D of the Clean Air Act or State permits under Section 404 of the Clean Water Act), or local environmental permits or applications.

- B. **Permit Number:** Give the number of each presently effective permit issued to the facility for each program, or if you have previously filed an application, but have not yet received a permit, give the number of the application. You may list additional permit numbers on a separate sheet of paper if you have more than one currently effective permit for your facility under a particular permit program.
- C. **Description:** Use the space provided for any additional information identifying or describing the permits.

RCRA Hazardous Waste Part A Permit Application

Item 7 - Nature of Business:

Briefly describe the nature of your business (e.g., products produced or services provided). If more space is needed, please attach additional sheets.

Item 8 - Process Codes and Design Capacities:

The information in Item 8 describes all the processes that will be used to treat, store, or dispose of hazardous waste at the facility. The design capacity of each process must be provided as part of the description. The design capacity of injection wells and landfills at existing facilities should be measured as the remaining, unused capacity. Tank storage should refer to each tank, not each tank farm. Please indicate the location of each process listed in Item 8 on either the map provided for Item 11 or the photographs provided for Item 13. Use the line number from Item 8 to indicate where the process(es) are located. See the form for detailed instructions on Item 8.

Note: Submission of a Revised Part A Permit Application is required before processes for treating, storing or disposing of hazardous wastes are changed; before new processes are added; and/or before the design capacities of these processes are increased.

Item 9 - Other Processes:

Use this space to describe other processes that did not have a specific process code listed in Item 8.A of the form. Follow the instructions for Item 8.A on the form for other process codes (i.e., D99, S99, T04, and X99 process codes).

Item 10 - Description of Hazardous Wastes:

The information in Item 10 describes all the hazardous wastes that will be treated, stored, or disposed at the facility. In addition, the processes that will be used to treat, store, or dispose of each hazardous waste and the estimated annual quantity of each hazardous waste must be provided. See the form for detailed instructions on Item 10.

Note: Submission of a Revised Part A Permit Application is required before a facility begins treating, storing, or disposing of new hazardous wastes not previously identified in the facility's Part A Permit Application. Changes in the quantity of hazardous waste previously specified in the Part A Permit Application can be made without submitting a Revised Part A Permit Application, provided the quantity does not exceed the process design capacities specified in the First Part A submission.

RCRA Hazardous Waste Part A Permit Application

Item 11 - Map:

Provide a topographic map or maps of the area extending to at least one mile beyond the property boundaries of the facility. The map must clearly show the following:

- The legal boundaries of the facility;
- The location and serial number of each of your existing and proposed intake and discharge structures;
- All hazardous waste management facilities;
- Location of all processes listed in Items 8 and 9 identified by process code;
- Each well where you inject fluids underground; and
- All springs and surface water bodies in the area, plus all drinking water wells within 1/4 mile of the facility which are identified in the public record or otherwise known to you.

If an intake or discharge structure, hazardous waste disposal site, or injection well associated with the facility is located more than one mile from the plant, include it on the map, if possible. If not, attach additional sheets describing the location of the structure, disposal site, or well, and identify the U.S. Geological Survey (or other) maps corresponding to the location.

On each map, include the map scale, a meridian arrow showing north, and latitude and longitude at the nearest whole second. On all maps of rivers, show the direction of the current, and in tidal waters, show the directions of the ebb and flow tides. Use a 7-1/2 minute series map published by the U.S. Geological Survey. If a 7-1/2 minute series map has not been published for your facility site, then you may use a 15-minute series map from the U.S. Geological Survey. If neither a 7-1/2 nor 15-minute series map has been published for your facility site, use a plant map or other appropriate map, and include all the requested information; in this case, briefly describe land uses in the map area (e.g., residential, commercial).

For information about obtaining maps, contact the U.S. Geological Survey at (888) 275-8747 or see the USGS web site at <http://mapping.usgs.gov>

You may trace your map from a geological survey chart, or other map meeting the above specifications. If you do, your map should bear a note showing the number or title of the map or chart from which it was traced. Include the names of nearby towns, water bodies, and other prominent points.

RCRA Hazardous Waste Part A Permit Application

Item 12 - Facility Drawing:

All existing facilities must include a drawing showing the general layout of the facility. This drawing should be approximately to scale and fit on an 8½" x 11" sheet of paper. The drawing should show the following:

1. The property boundaries of the facility;
2. The areas occupied by all storage, treatment, or disposal operations that will be used during interim status;
3. The name of each operation (e.g., multiple hearth incinerator, drum storage area, etc.);
4. Areas of past storage, treatment, or disposal operations;
5. Areas of future storage, treatment, or disposal operations; and
6. The approximate dimensions of the property boundaries and all storage, treatment, and disposal areas. (*Where applicable, use the process codes listed in Items 8 and 9 to indicate the location of all storage, treatment, and disposal areas.*)

Note: New facilities do not have to complete Item 12.

Item 13 - Photographs:

All existing facilities must include photographs that clearly delineate all existing structures; all existing areas for storing, treating, or disposing of hazardous waste; and all known sites of future storage, treatment, or disposal operations. Photographs may be color or black and white, ground-level or aerial. Indicate the date the photograph was taken on the back of each photograph. Use the process codes listed in Items 8 and 9 to indicate the location of all storage, treatment, and disposal areas.

Note: New facilities do not have to complete Item 13.

Item 14 - Comments:

Use this space for any additional comments and attach additional sheets if necessary.

**RCRA Subtitle C Site Identification Form
and
Hazardous Waste Permit Information Form**

Read all instructions before completing the forms.

EPA ID No.

--	--	--	--	--	--	--	--	--	--	--	--	--	--	--	--	--	--	--	--

10. Type of Regulated Waste Activity (Mark 'X' in the appropriate boxes. See instructions on pages 28 to 32)

A. Hazardous Waste Activities

1. Generator of Hazardous Waste

(choose only one of the following three categories)

- a. LQG: Greater than 1,000 kg/mo (2,200 lbs./mo.) of non-acute hazardous waste; or
- b. SQG: 100 to 1,000 kg/mo (220 - 2,200 lbs./mo.) of non-acute hazardous waste; or
- c. CESQG: Less than 100 kg/mo (220 lbs./mo.) of non-acute hazardous waste

In addition, indicate other generator activities (check all that apply)

- d. United States Importer of Hazardous Waste
- e. Mixed Waste (hazardous and radioactive) Generator

For Items 2 through 6, check all that apply:

- 2. Transporter of Hazardous Waste**
- 3. Treater, Storer, or Disposer of Hazardous Waste (at your site)** Note: A hazardous waste permit is required for this activity.
- 4. Recycler of Hazardous Waste (at your site)** Note: A hazardous waste permit may be required for this activity.
- 5. Exempt Boiler and/or Industrial Furnace**
 - a. Small Quantity On-site Burner Exemption
 - b. Smelting, Melting, and Refining Furnace Exemption
- 6. Underground Injection Control**

B. Universal Waste Activities

1. Large Quantity Handler of Universal Waste (accumulate 5,000 kg or more) [refer to your State regulations to determine what is regulated]. Indicate types of universal waste generated and/or accumulated at your site. (check all boxes that apply):

	<u>Generated</u>	<u>Accumulated</u>
a. Batteries	<input type="checkbox"/>	<input type="checkbox"/>
b. Pesticides	<input type="checkbox"/>	<input type="checkbox"/>
c. Thermostats	<input type="checkbox"/>	<input type="checkbox"/>
d. Lamps	<input type="checkbox"/>	<input type="checkbox"/>
e. Other (specify) _____	<input type="checkbox"/>	<input type="checkbox"/>
f. Other (specify) _____	<input type="checkbox"/>	<input type="checkbox"/>
g. Other (specify) _____	<input type="checkbox"/>	<input type="checkbox"/>

2. Destination Facility for Universal Waste

Note: A hazardous waste permit may be required for this activity.

C. Used Oil Activities

1. Used Oil Transporter - Indicate Type(s) of Activity(ies)

- a. Transporter
- b. Transfer Facility

2. Used Oil Processor and/or Re-refiner - Indicate Type(s) of Activity(ies)

- a. Processor
- b. Re-refiner

3. Off-Specification Used Oil Burner

4. Used Oil Fuel Marketer - Indicate Type(s) of Activity(ies)

- a. Marketer Who Directs Shipment of Off-Specification Used Oil to Off-Specification Used Oil Burner
- b. Marketer Who First Claims the Used Oil Meets the Specifications

11. Description of Hazardous Wastes (See instructions on page 33)

A. Waste Codes for Federally Regulated Hazardous Wastes. Please list the waste codes of the Federal hazardous wastes handled at your site. List them in the order they are presented in the regulations (e.g., D001, D003, F007, U112). Use an additional page if more spaces are needed.

8. Process Codes and Design Capacities (See instructions on page 37)

A. PROCESS CODE - Enter the code from the list of process codes below that best describes each process to be used at the facility. Thirteen lines are provided for entering codes. If more lines are needed, attach a separate sheet of paper with the additional information. For "other" processes (i.e., D99, S99, T04 and X99), describe the process (including its design capacity) in the space provided in Item 9.

B. PROCESS DESIGN CAPACITY- For each code entered in column A, enter the capacity of the process.

1. AMOUNT - Enter the amount. In a case where design capacity is not applicable (such as in a closure/post-closure or enforcement action) enter the total amount of waste for that process.

2. UNIT OF MEASURE - For each amount entered in column B(1), enter the code in column B(2) from the list of unit of measure codes below that describes the unit of measure used. Select only from the units of measure in this list.

C. PROCESS TOTAL NUMBER OF UNITS - Enter the total number of units for each corresponding process code.

PROCESS CODE	PROCESS	APPROPRIATE UNITS OF MEASURE FOR PROCESS DESIGN CAPACITY	PROCESS CODE	PROCESS	APPROPRIATE UNITS OF MEASURE FOR PROCESS DESIGN CAPACITY
D79	<u>Disposal:</u> Underground Injection Well Disposal	Gallons; Liters; Gallons Per Day; or Liters Per Day	T81	Cement Kiln	Gallons Per Day; Liters Per Day; Pounds Per Hour; Short Tons Per Hour; Kilograms Per Hour; Metric Tons Per Day; Metric Tons Per Hour; Short Tons Per Day; Btu Per Hour; Liters Per Hour; Kilograms Per Hour; or Million Btu Per Hour
D80	Landfill	Acre-feet; Hectare-meter; Acres; Cubic Meters; Hectares; Cubic Yards	T82	Lime Kiln	Gallons Per Day; Liters Per Day; Pounds Per Hour; Short Tons Per Hour; Kilograms Per Hour; Metric Tons Per Day; Metric Tons Per Hour; Short Tons Per Day; Btu Per Hour; Liters Per Hour; Kilograms Per Hour; or Million Btu Per Hour
D81	Land Treatment	Acres or Hectares	T83	Aggregate Kiln	Gallons Per Day; Liters Per Day; Pounds Per Hour; Short Tons Per Hour; Kilograms Per Hour; Metric Tons Per Day; Metric Tons Per Hour; Short Tons Per Day; Btu Per Hour; Liters Per Hour; Kilograms Per Hour; or Million Btu Per Hour
D82	Ocean Disposal	Gallons Per Day or Liters Per Day	T84	Phosphate Kiln	Gallons Per Day; Liters Per Day; Pounds Per Hour; Short Tons Per Hour; Kilograms Per Hour; Metric Tons Per Day; Metric Tons Per Hour; Short Tons Per Day; Btu Per Hour; Liters Per Hour; Kilograms Per Hour; or Million Btu Per Hour
D83	Surface Impoundment Disposal	Gallons; Liters; Cubic Meters; or Cubic Yards	T85	Coke Oven	Gallons Per Day; Liters Per Day; Pounds Per Hour; Short Tons Per Hour; Kilograms Per Hour; Metric Tons Per Day; Metric Tons Per Hour; Short Tons Per Day; Btu Per Hour; Liters Per Hour; Kilograms Per Hour; or Million Btu Per Hour
D99	Other Disposal	Any Unit of Measure Listed Below	T86	Blast Furnace	Gallons Per Day; Liters Per Day; Pounds Per Hour; Short Tons Per Hour; Kilograms Per Hour; Metric Tons Per Day; Metric Tons Per Hour; Short Tons Per Day; Btu Per Hour; Liters Per Hour; Kilograms Per Hour; or Million Btu Per Hour
S01	<u>Storage:</u> Container	Gallons; Liters; Cubic Meters; or Cubic Yards	T87	Smelting, Melting, or Refining Furnace	Gallons Per Day; Liters Per Day; Pounds Per Hour; Short Tons Per Hour; Kilograms Per Hour; Metric Tons Per Day; Metric Tons Per Hour; Short Tons Per Day; Btu Per Hour; Liters Per Hour; Kilograms Per Hour; or Million Btu Per Hour
S02	Tank Storage	Gallons; Liters; Cubic Meters; or Cubic Yards	T88	Titanium Dioxide Chloride Oxidation Reactor	Gallons Per Day; Liters Per Day; Pounds Per Hour; Short Tons Per Hour; Kilograms Per Hour; Metric Tons Per Day; Metric Tons Per Hour; Short Tons Per Day; Btu Per Hour; Liters Per Hour; Kilograms Per Hour; or Million Btu Per Hour
S03	Waste Pile	Cubic Yards or Cubic Meters	T89	Methane Reforming Furnace	Gallons Per Day; Liters Per Day; Pounds Per Hour; Short Tons Per Hour; Kilograms Per Hour; Metric Tons Per Day; Metric Tons Per Hour; Short Tons Per Day; Btu Per Hour; Liters Per Hour; Kilograms Per Hour; or Million Btu Per Hour
S04	Surface Impoundment Storage	Gallons; Liters; Cubic Meters; or Cubic Yards	T90	Pulping Liquor Recovery Furnace	Gallons Per Day; Liters Per Day; Pounds Per Hour; Short Tons Per Hour; Kilograms Per Hour; Metric Tons Per Day; Metric Tons Per Hour; Short Tons Per Day; Btu Per Hour; Liters Per Hour; Kilograms Per Hour; or Million Btu Per Hour
S05	Drip Pad	Gallons; Liters; Acres; Cubic Meters; Hectares; or Cubic Yards	T91	Combustion Device Used In The Recovery Of Sulfur Values From Spent Sulfuric Acid Halogen Acid Furnaces Other Industrial Furnaces Listed In 40 CFR §260.10	Gallons Per Day; Liters Per Day; Pounds Per Hour; Short Tons Per Hour; Kilograms Per Hour; Metric Tons Per Day; Metric Tons Per Hour; Short Tons Per Day; Btu Per Hour; Liters Per Hour; Kilograms Per Hour; or Million Btu Per Hour
S06	Containment Building Storage	Cubic Yards or Cubic Meters	T92		
S99	Other Storage	Any Unit of Measure Listed Below	T93		
T01	<u>Treatment:</u> Tank Treatment	Gallons Per Day; Liters Per Day; Short Tons Per Hour; Gallons Per Hour; Liters Per Hour; Pounds Per Hour; Short Tons Per Day; Kilograms Per Hour; Metric Tons Per Day; or Metric Tons Per Hour	T94	Containment Building - Treatment	Cubic Yards; Cubic Meters; Short Tons Per Hour; Gallons Per Hour; Liters Per Hour; Btu Per Hour; Pounds Per Hour; Short Tons Per Day; Kilograms Per Hour; Metric Tons Per Day; Gallons Per Day; Liters Per Day; Metric Tons Per Hour; or Million Btu Per Hour
T02	Surface Impoundment Treatment	Gallons Per Day; Liters Per Day; Short Tons Per Hour; Gallons Per Hour; Liters Per Hour; Pounds Per Hour; Short Tons per Day; Kilograms Per Hour; Metric Tons Per Day; or Metric Tons Per Hour		<u>Miscellaneous (Subpart X);</u>	
T03	Incinerator	Short Tons Per Hour; Metric Tons Per Hour; Gallons Per Hour; Liters Per Hour; Btu Per Hour; Pounds Per Hour; Short Tons Per Day; Kilograms Per Hour; Gallons Per Day; Liters Per Day; Metric Tons Per Hour; or Million Btu Per Hour	X01	Open Burning/Open Detonation	Any Unit of Measure Listed Below
T04	Other Treatment	Gallons Per Day; Liters Per Day; Pounds Per Hour; Short Tons Per Hour; Kilograms Per Hour; Metric Tons Per Day; Metric Tons Per Hour; Short Tons Per Day; Btu Per Hour; Gallons Per Day; Liters Per Hour; or Million Btu Per Hour	X02	Mechanical Processing	Short Tons Per Hour; Metric Tons Per Hour; Short Tons Per Day; Metric Tons Per Day; Pounds Per Hour; Kilograms Per Hour; Gallons Per Hour; Liters Per Hour; or Gallons Per Day
T80	Boiler	Gallons; Liters; Gallons Per Hour; Liters Per Hour; Btu Per Hour; or Million Btu Per Hour	X03	Thermal Unit	Gallons Per Day; Liters Per Day; Pounds Per Hour; Short Tons Per Hour; Kilograms Per Hour; Metric Tons Per Day; Metric Tons Per Hour; Short Tons Per Day; Btu Per Hour; or Million Btu Per Hour
			X04	Geologic Repository	Cubic Yards; Cubic Meters; Acre-feet; Hectare-meter; Gallons; or Liters
			X99	Other Subpart X	Any Unit of Measure Listed Below

UNIT OF MEASURE	UNIT OF MEASURE CODE	UNIT OF MEASURE	UNIT OF MEASURE CODE	UNIT OF MEASURE	UNIT OF MEASURE CODE
Gallons.....	G	Short Tons Per Hour.....	D	Cubic Yards.....	Y
Gallons Per Hour.....	E	Metric Tons Per Hour.....	W	Cubic Meters.....	C
Gallons Per Day.....	U	Short Tons Per Day.....	N	Acres.....	B
Liters.....	L	Metric Tons Per Day.....	S	Acre-feet.....	A
Liters Per Hour.....	H	Pounds Per Hour.....	J	Hectares.....	Q
Liters Per Day.....	V	Kilograms Per Hour.....	R	Hectare-meter.....	F
		Million Btu Per Hour.....	X	Btu Per Hour.....	I

8. Process Codes and Design Capacities (Continued)

EXAMPLE FOR COMPLETING Item 8 (shown in line number X-1 below): A facility has a storage tank, which can hold 533.788 gallons.

Line Number	A. Process Code (From list above)			B. PROCESS DESIGN CAPACITY		C. Process Total Number of Units	For Official Use Only												
				(1) Amount (Specify)	(2) Unit of Measure (Enter code)														
X 1	S	0	2	5	3	3	.7	8	8	G	0	0	1						
1																			
2																			
3																			
4																			
5																			
6																			
7																			
8																			
9																			
10																			
11																			
12																			
13																			

NOTE: If you need to list more than 13 process codes, attach an additional sheet(s) with the information in the same format as above. Number the lines sequentially, taking into account any lines that will be used for "other" processes (i.e., D99, S99, T04 and X99) in Item 9.

9. Other Processes (See instructions on page 37 and follow instructions from Item 8 for D99, S99, T04 and X99 process codes)

Line Number (Enter #s in sequence with Item 8)	A. Process Code (From list above)			B. PROCESS DESIGN CAPACITY		C. Process Total Number of Units	D. Description of Process
				(1) Amount (Specify)	(2) Unit of Measure (Enter code)		
X 1	T	0	4	.			In-situ Vitrification
1				.			
2				.			
3				.			
4				.			

10. Description of Hazardous Wastes (See instructions on page 37)

- A. EPA HAZARDOUS WASTE NUMBER** - Enter the four-digit number from 40 CFR, Part 261 Subpart D of each listed hazardous waste you will handle. For hazardous wastes which are not listed in 40 CFR, Part 261 Subpart D, enter the four-digit number(s) from 40 CFR Part 261, Subpart C that describes the characteristics and/or the toxic contaminants of those hazardous wastes.
- B. ESTIMATED ANNUAL QUANTITY** - For each listed waste entered in column A, estimate the quantity of that waste that will be handled on an annual basis. For each characteristic or toxic contaminant entered in column A, estimate the total annual quantity of all the non-listed waste(s) that will be handled which possess that characteristic or contaminant.
- C. UNIT OF MEASURE** - For each quantity entered in column B, enter the unit of measure code. Units of measure which must be used and the appropriate codes are:

ENGLISH UNIT OF MEASURE	CODE	METRIC UNIT OF MEASURE	CODE
POUNDS	P	KILOGRAMS	K
TONS	T	METRIC TONS	M

If facility records use any other unit of measure for quantity, the units of measure must be converted into one of the required units of measure, taking into account the appropriate density or specific gravity of the waste.

D. PROCESSES

1. PROCESS CODES:

For listed hazardous waste: For each listed hazardous waste entered in column A select the code(s) from the list of process codes contained in Items 8A and 9A on page 3 to indicate the waste will be stored, treated, and/or disposed at the facility.

For non-listed hazardous waste: For each characteristic or toxic contaminant entered in column A, select the code(s) from the list of process codes contained in Items 8A and 9A on page 3 to indicate all the processes that will be used to store, treat, and/or dispose of all the non-listed hazardous wastes that possess that characteristic or toxic contaminant.

NOTE: THREE SPACES ARE PROVIDED FOR ENTERING PROCESS CODES. IF MORE ARE NEEDED:

1. Enter the first two as described above.
2. Enter "000" in the extreme right box of Item 10.D(1).
3. Use additional sheet, enter line number from previous sheet, and enter additional code(s) in Item 10.E.

2. PROCESS DESCRIPTION: If a code is not listed for a process that will be used, describe the process in Item 10.D(2) or in Item 10.E(2).

NOTE: HAZARDOUS WASTES DESCRIBED BY MORE THAN ONE EPA HAZARDOUS WASTE NUMBER - Hazardous wastes that can be described by more than one EPA Hazardous Waste Number shall be described on the form as follows:

1. Select one of the EPA Hazardous Waste Numbers and enter it in column A. On the same line complete columns B, C and D by estimating the total annual quantity of the waste and describing all the processes to be used to treat, store, and/or dispose of the waste.
2. In column A of the next line enter the other EPA Hazardous Waste Number that can be used to describe the waste. In column D(2) on that line enter "included with above" and make no other entries on that line.
3. Repeat step 2 for each EPA Hazardous Waste Number that can be used to describe the hazardous waste.

EXAMPLE FOR COMPLETING Item 10 (shown in line numbers X-1, X-2, X-3, and X-4 below) - A facility will treat and dispose of an estimated 900 pounds per year of chrome shavings from leather tanning and finishing operations. In addition, the facility will treat and dispose of three non-listed wastes. Two wastes are corrosive only and there will be an estimated 200 pounds per year of each waste. The other waste is corrosive and ignitable and there will be an estimated 100 pounds per year of that waste. Treatment will be in an incinerator and disposal will be in a landfill.

Line Number	A. EPA Hazardous Waste No. (Enter code)				B. Estimated Annual Quantity of Waste	C. Unit of Measure (Enter code)	D. PROCESSES													
	(1) PROCESS CODES (Enter code)						(2) PROCESS DESCRIPTION (If a code is not entered in D(1))													
X	1	K	0	5	4	900	P	T	0	3	D	8	0							
X	2	D	0	0	2	400	P	T	0	3	D	8	0							
X	3	D	0	0	1	100	P	T	0	3	D	8	0							
X	4	D	0	0	2															Included With Above

10. Description of Hazardous Wastes (Continued; use additional sheets as necessary)

Line Number	A. EPA Hazardous Waste No. (Enter code)	B. Estimated Annual Quantity of Waste	C. Unit of Measure (Enter code)	D. PROCESSES											
				(1) PROCESS CODES (Enter code)										(2) PROCESS DESCRIPTION (If a code is not entered in D(1))	
1															
2															
3															
4															
5															
6															
7															
8															
9															
10															
11															
12															
13															
14															
15															
16															
17															
18															
19															
20															
21															
22															
23															
24															
25															
26															
27															
28															
29															
30															
31															
32															
33															

11. Map (See instructions on page 38)

Attach to this application a topographic map, or other equivalent map, of the area extending to at least one mile beyond property boundaries. The map must show the outline of the facility, the location of each of its existing and proposed intake and discharge structures, each of its hazardous waste treatment, storage, or disposal facilities, and each well where it injects fluids underground. Include all springs, rivers and other surface water bodies in this map area. See instructions for precise requirements.

12. Facility Drawing (See instructions on page 39)

All existing facilities must include a scale drawing of the facility (see instructions for more detail).

13. Photographs (See instructions on page 39)

All existing facilities must include photographs (aerial or ground-level) that clearly delineate all existing structures; existing storage, treatment and disposal areas; and sites of future storage, treatment or disposal areas (see instructions for more detail).

14. Comments (See instructions on page 39)